

ARTS INTEGRATION & STEAM
/ACCELERATOR

Scope and Sequence

TABLE OF CONTENTS

Overviews	2
What is the Scope and Sequence?	2
How can I use the Scope and Sequence?	2
How to Read the Scope and Sequence	3
Theme Scope and Sequences	4
Theme 1: Reasoning and Evidence	4
Theme 2: Perseverance and Grit	5
Theme 3: Characters and Communities	6
Theme 4: Cultural Identity	7
Theme 5: Symbols and Traditions	8

WHAT IS THE ACCELERATOR SCOPE AND SEQUENCE?

This scope and sequence provides teachers with an overview of the themes offered in each grade level. Within each theme are a set of lessons, connected to naturally-aligned content and arts standards.

The scope and sequence shares an outline of the lessons included in each theme, and all of their instructional components. It also indicates aligned professional development and resources from the Accelerator platform which provide support for teaching the lessons within the theme.

How can I use this Scope and Sequence?

The lesson packs in the Accelerator are extremely flexible. You can use the scope and sequence as it's been presented and teach each theme, and the lessons within each theme.

Or, you can select lessons from across themes that address concepts you're working on in other curriculum.

Finally, since all grade levels share the same themes in our lesson packs, you can select a theme for all grade levels to focus on for arts integration/STEAM. From there, teachers can select a lesson within the school-selected theme that best addresses the needs of their students at that time.

The choice for how to use the scope and sequence is yours!

How to Read the Accelerator Scope and Sequence

Theme Title
View the overarching theme in each grade.

Anchor Standards
All of the anchor standards addressed in both the content and arts areas are listed and linked.

Connected PD
Video workshops, courses, and conference sessions in the Accelerator that support this grade level theme.

Lessons Overview
Specific lessons, standards, essential questions, lesson support sites, and assessments are listed and linked.

THEME 1: Reasoning and Using Evidence				
Connected Anchor Standards		Description		21st Century Skills
Content Anchors: Math: Measurement and Data Math: Operations and Algebraic Thinking Science: Structures and Processes Literacy: Knowledge of Language		Arts Anchors: Creating: Organize and develop artistic ideas and work. Responding: Interpret intent and meaning in artistic work. Presenting: Select, analyze and interpret artistic work for presentation.		Collaboration, Social Skills, Communication, Creative Thinking, Critical Thinking, Initiative
		Content Areas in this Theme	Arts Areas in this Theme	Key Vocabulary
		Science, Math, Writing, Literacy	Visual Art, Theatre, Music	Abstract Art, Dark, Light, Opaque, Reflective, Translucent, Transparent, Tone, Category, Classify, Data, Interpret, Organize, Dynamics, Evidence, Expression, Opinion, Tempo, Compare, Contrast, Value
Professional Development Supports for Teachers Connected to This Theme (Workshops, Courses, and/or Conference Sessions)				
Artful Thinking Routines (Workshop)	Dance Tok (Conference Session)	Play to Learn, Learn to Lead (Conference Session)	Visualization for Drama (Conference Session)	
Standards Assessed	Lesson	Essential Question	Website/Slide Deck	Assessment
1-PS4-3 / VA:Cr2.1.1a	Color Beams	What criteria are considered when selecting pieces for a portfolio or category?	Lesson Site	Classification Worksheet
CCSS.MATH.CONTENT.1.MD.C.4 / TH:Cr3.1.1c	Reading Art to Survive	How do organisms live and grow? How do we read art?	Lesson Site	Self-Assessment Rubric & Resources
CCSS.ELA-LITERACY.W.1.1 / MU:Re8.1.1	Carnival Opinions	What happens when we use our imaginations? How do readers use text to find story elements?	Lesson Site	Rating Rubric & Resources
CCSS.ELA-LITERACY.RI.1.9 / VA:Re.7.2.1a	Changing Characters	How can the body be used as a tool for math? How do dancers get ideas?	Lesson Site	Rubric in the Lesson Plan
Anchor Resources from the Resource Library				
Arts Integration Placemat See Think Wonder Chart Artful Thinking Routines Posters Brainiac Books to Life Encouraging Movement				

21st Century Skills
Listed skills addressed throughout the theme.








Theme Description
Overview of the theme and how it specifically unfolds for this grade level.

Key Vocabulary
List of all vocabulary terms taught in the theme.

Contents Addressed
A list of all content and arts areas connected in this theme.

Support Resources
Specific resources from our Resource Library that support the lessons within this theme.

THEME 1: Reasoning and Using Evidence

Connected Anchor Standards		Description	21st Century Skills	
Content Anchors:  Science: Waves and their Applications  Math: Measurement and Data  Writing: Text Types and Purposes  Literacy: Integration of Knowledge & Ideas	Arts Anchors:  Creating: Organize and develop artistic ideas and work. Refine and complete artistic work  Responding: Interpret intent and meaning in artistic work.  Responding: Perceive and analyze artistic work	<p>This theme focuses on helping students explore questions and problems by identifying a claim, using evidence to support the claim, and providing a reason to describe why the evidence supports the claim. In First Grade, this is explored through exploring the effects of light, classifying objects, using music as text for narrative voice, and comparing visual art pieces as text.</p>	Creative Thinking, Communicating, Productivity, Collaborate, Social Skills, Critical Thinking	
		Content Areas in this Theme	Arts Areas in this Theme	Key Vocabulary
		Science, Math, Writing, Literacy, Social Studies	Visual Art, Theatre, Music	Abstract Art, Dark, Light, Opaque, Reflective, Translucent, Transparent, Tone, Category, Classify, Data, Interpret, Organize, Dynamics, Evidence, Expression, Opinion, Tempo, Compare, Contrast, Value

Professional Development Supports for Teachers Connected to This Theme (Workshops, Courses, and/or Conference Sessions)

Artful Thinking Routines (Workshop)	Watercolor Basics (Workshop)	Teaching Writing through Photos (Conference Session)	Elements of Art (Lesson from Strategies Course)
---	--	--	---

Standards Assessed	Lesson	Essential Question	Website/Slide Deck	Assessment
1-PS4-3 / VA:Cr2.1.1a	Color Beams	How can I use light to communicate?	Lesson Site	Rubric
CCSS.MATH.CONTENT.1.MD.C.4 / TH:Cr3.1.1c	It's A...	How can I organize and represent data?	Lesson Site	Rubric and Worksheet
CCSS.ELA-LITERACY.W.1.1 / MU:Re8.1.1	Carnival Opinions	How do I give evidence to a thought?	Lesson Site	Rubric and Writing
CCSS.ELA-LITERACY.RI.1.9 / VA:Re.7.2.1a	Changing Characters	How does art help people notice their surroundings? Why are some stories timeless?	Lesson Site	Rubric and Writing

Anchor Resources from the Resource Library

Artful Thinking Routines Posters	See Think Wonder Chart	Elements of Arts Posters	Artist Tools	Watercolor Basics
--	--	--	------------------------------	-----------------------------------

THEME 2: Perseverance and Grit

First Grade
THEME

2

Connected Anchor Standards		Description	21st Century Skills	
Content Anchors: Math: <u>Geometry</u> Science: <u>Waves and their Applications</u> Math: <u>Numbers in Base Ten</u> Literacy: <u>Key Ideas and Details</u>	Arts Anchors: Creating: <u>Generate and conceptualize artistic ideas and work.</u> <u>Organize and develop artistic ideas and work.</u> Presenting: <u>Develop and refine artistic techniques and work for presentation</u>	This theme focuses on helping students stay with a task, even if it's difficult. In First Grade , this is explored through age-appropriate challenges including: creating interactive scenes with tangrams, building a communication device, creating a media arts piece representing tens and ones, and describing the connection of characters.	Social Skills, Communication, Creative Thinking, Collaboration, Critical Thinking	
		Content Areas in this Theme	Arts Areas in this Theme	Key Vocabulary
		Math, Science, Literacy, Social Studies	Visual Art, Media Arts, Dance	Collaborative, Compose, Composite, Imaginative, Communicate, Demonstrate, Design, Device, Animate, Experiment, Digit, Ones, Represent, Tens, Biography, Connection, Emotion, Movement

Professional Development Supports for Teachers Connected to This Theme (Workshops, Courses, and/or Conference Sessions)

[Math & the Arts \(Workshop\)](#)
 [Video Magic 101 \(Conference Session\)](#)
 [Not Your Average Icebreakers \(Workshop\)](#)
 [Discovering your Unique Voice through Movement \(Conference Session\)](#)

Standards Assessed	Lesson	Essential Question	Website/Slide Deck	Assessment
CCSS.MATH.CONTENT.1.G.A.2 / VA:Cr1.1.1a	 Scene Shaper	How can we compose with shapes?	 Lesson Site	 Feedback Form
1-PS4-4 / VA:Cr2.2.1a	 Tell Me	Why do we need to use materials and tools safely when we are designing and building?	 Lesson Site	 Feedback Form
CCSS.MATH.CONTENT.1.NBT.B.2 / MA:Pr5.1.1c	 Video in Ten	How can we show our understanding of two-digit numbers?	 Lesson Site	 Feedback Form
CCSS.ELA-LITERACY.RI.1.3 / DA:Cr2.1.1b	 Dance Connection	How can movement describe emotion?	 Lesson Site	 Writing and Rubric

Anchor Resources from the Resource Library

[Finding the Rhythm of Words](#)
 [Encouraging Movement](#)
 [Arts & Emotion](#)
 [Getting into Character](#)
 [Community Building](#)

THEME 3: Characters and Communities

Connected Anchor Standards		Description	21st Century Skills	
Content Anchors: Science: <u>Waves and their Applications</u> Math: <u>Operations and Algebraic Thinking</u> Writing: <u>Research to Build and Present Knowledge</u> Literacy: <u>Integration of Knowledge and Ideas</u>	Arts Anchors: Presenting: <u>Organize and develop artistic ideas and work.</u> Creating: <u>Generate and conceptualize artistic ideas and work.</u> <u>Organize and develop artistic ideas and work.</u> <u>Refine and complete artistic work</u>	This theme focuses on what makes a community and the people who are a part of it. In First Grade , this is explored through making observations about light, creating art to represent the concept of equal, conducting research for a play, and creating music to enhance characters, setting, and events.	Critical Thinking, Communication, Creative Thinking, Initiative, Social Skills, Productivity	
		Content Areas in this Theme	Arts Areas in this Theme	Key Vocabulary
		Science, Math, Writing, Literacy	Theatre, Visual Art, Music	Illuminate, Technical, Balance, Determine, Equal, Texture, Community, Interview, Participate, Research, Describe, Musical Ideas

Professional Development Supports for Teachers Connected to This Theme (Workshops, Courses, and/or Conference Sessions)

 Collage Techniques (Workshop)	 Artistic Literacy Strategies (Workshop)	 Visualization as a Drama Strategy (Conference Session)	 Integrating Music with SEL (Conference Session)
--	--	---	--

Standards Assessed	Lesson	Essential Question	Website/Slide Deck	Assessment
1-PS4-2 / TH:Pr5.1.1.b	 Light It Up	How does light affect what we see?	 Lesson Site	 Writing and Rubric
CCSS.MATH.CONTENT.1.OA.D.7 / VA:Cr3.1.1a	 Art Equality	How do we see balance in math and in art?	 Lesson Site	 Writing and Rubric
CCSS.ELA-LITERACY.W.1.7 / TH:Cr2-1.a	 Play the Event	How do theatre artists create a script?	 Lesson Site	 Feedback Form
CCSS.ELA-LITERACY.RL.1.7 / MU:Cr1.1.1a	 Scoring Art	How can music enhance the details of a story and add to the illustrations?	 Lesson Site	 Writing and Rubric







Anchor Resources from the Resource Library

 Collage Quick Start Guide	 Finding Joy	 The Music of Words	 Storyboards
--	------------------------------	-------------------------------------	------------------------------

First Grade
THEME

3

THEME 4: Cultural Identity

Connected Anchor Standards		Description	21st Century Skills	
Content Anchors:  Math: <u>Measurement and Data</u>  Literacy: <u>Presentation of Knowledge and Ideas</u> <u>Phonological Awareness</u> <u>Key Ideas and Details</u>	Arts Anchors:  Responding: <u>Apply criteria to evaluate artistic work</u>  Connecting: <u>Synthesize and relate knowledge and personal experiences to make art.</u>  Producing: <u>Select, analyze and interpret artistic work for presentation.</u>  Creating: <u>Organize and develop artistic ideas and work.</u>	This theme focuses on how we construct a sense of who we are as individuals, as a society, or as a nation. In First Grade , this is explored through classifying and ordering using totem poles, using Cabaret to retell a family story, adding text to a song, and retelling a story with a lesson using improvised movements.	Productivity, Critical Thinking, Creative Thinking, Initiative, Communication	
		Content Areas in this Theme	Arts Areas in this Theme	Key Vocabulary
		Math, Speaking and Listening, Literacy, Social Studies	Visual Art, Music, Dance	Height, Indigenous, Length, Native, Order, Preference, Totem, Cabaret, Express, Select, Beat, Rhythm, Syllables, Improve, Retell

Professional Development Supports for Teachers Connected to This Theme (Workshops, Courses, and/or Conference Sessions)

<u>Dance with Literacy (Workshop)</u>	<u>Creating with Paper and Cardboard (Workshop)</u>	<u>Elements of Dance (Lesson from Strategies Course)</u>	<u>Finding your Authentic Self-Songwriting (Conference Session)</u>
---------------------------------------	---	--	---

Standards Assessed	Lesson	Essential Question	Website/Slide Deck	Assessment
CCSS.MATH.CONTENT.1.MD.A.1 / VA:Re9.1.1a	<u>Towering Totem</u>	How do we classify objects?	<u>Lesson Site</u>	<u>Feedback Form</u>
CCSS.ELA-LITERACY.SL.1.4 / MU:Cn10.1.1a	<u>Life is a Cabaret</u>	How do we express ourselves and make meaningful connections?	<u>Lesson Site</u>	<u>Feedback Form</u>
CCSS.ELA-LITERACY.RF.1.2 / MU:Pr4.2.1a	<u>World Beats</u>	How are words and music built the same way?	<u>Lesson Site</u>	<u>Feedback Form</u>
CCSS.ELA-LITERACY.RL.1.2 / DA:Cr2.1.1a	<u>Improvised Fables</u>	What are ways we can retell a story?	<u>Lesson Site</u>	<u>Feedback Form</u>

Anchor Resources from the Resource Library

<u>Music of Words</u>	<u>Improving Literacy with Dance</u>	<u>Paper Sculptures</u>	<u>Finding the Rhythm of Words</u>
-----------------------	--------------------------------------	-------------------------	------------------------------------

First Grade
THEME

4

THEME 5: Symbols and Traditions

Connected Anchor Standards		Description	21st Century Skills	
Content Anchors: Science: Earth's Place in the Universe Math: Measurement and Data Literacy: Conventions of Standard English Craft and Structure	Arts Anchors: Performing: Select, analyze and interpret artistic work for presentation. Responding: Interpret intent and meaning in artistic work. Creating: Refine and complete artistic work	This theme focuses on learning representations of concepts, as well as customs and beliefs that have been held for a long time. In First Grade , this is explored through movement of the sun, moon, and stars, interpreting mosaic art through data, drawing dance movements for parts of speech, and using gestures to communicate character traits and emotions.	Communication, Collaboration, Creative Thinking, Critical Thinking, Social Skills	
		Content Areas in this Theme	Arts Areas in this Theme	Key Vocabulary
		Science, Math, Literacy	Dance, Visual Art, Theatre	Locomotor, Non-Locomotor, Pattern, Rotate, Revolve, Space, Mosaic, Adjectives, Adverbs, Document, Symbol, Gesture, Identify

Professional Development Supports for Teachers Connected to This Theme (Workshops, Courses, and/or Conference Sessions)

 Build a Character (Conference Session)	 Theatre Strategies for any Classroom (Conference Session)	 DanceTok (Conference Session)	 Book Talks (Workshop)
---	--	--	--

Standards Assessed	Lesson	Essential Question	Website/Slide Deck	Assessment
1-ESS1-1 / DA:Pr4.1.1a	 Space Dance	How can we use time, space, and movement to demonstrate patterns?	 Lesson Site	 Feedback Form
CCSS.MATH.CONTENT.1.MD.C.4/ VA:Re8.1.1a	 Mosaic Data	How can we read art to evaluate and interpret data?	 Lesson Site	 Feedback Form
CCSS.ELA-LITERACY.L.1.1.F / DA:Cr3.1.1b	 Depicting Dance	How can we document adjectives and adverbs?	 Lesson Site	 Feedback Form
CCSS.ELA-LITERACY.RL.1.4 / TH:Pr4.1.1.b	 Character Gestures	How can we use our bodies to communicate about characters?	 Lesson Site	 Rubric

Anchor Resources from the Resource Library

 Getting into Character	 Bringing Books to Life	 Read Aloud Graphic Organizer	 Space Walk Strategy
---	---	---	--------------------------------------

First Grade
THEME

5

