

ARTS INTEGRATION & STEAM
/ACCELERATOR

Scope and Sequence

TABLE OF CONTENTS

Overviews	2
What is the Scope and Sequence?	2
How can I use the Scope and Sequence?	2
How to Read the Scope and Sequence	3
Theme Scope and Sequences	4
Theme 1: Reasoning and Evidence	4
Theme 2: Perseverance and Grit	5
Theme 3: Characters and Communities	6
Theme 4: Cultural Identity	7
Theme 5: Symbols and Traditions	8

WHAT IS THE ACCELERATOR SCOPE AND SEQUENCE?

This scope and sequence provides teachers with an overview of the themes offered in each grade level. Within each theme are a set of lessons, connected to naturally-aligned content and arts standards.

The scope and sequence shares an outline of the lessons included in each theme, and all of their instructional components. It also indicates aligned professional development and resources from the Accelerator platform which provide support for teaching the lessons within the theme.

How can I use this Scope and Sequence?

The lesson packs in the Accelerator are extremely flexible. You can use the scope and sequence as it's been presented and teach each theme, and the lessons within each theme.

Or, you can select lessons from across themes that address concepts you're working on in other curriculum.

Finally, since all grade levels share the same themes in our lesson packs, you can select a theme for all grade levels to focus on for arts integration/STEAM. From there, teachers can select a lesson within the school-selected theme that best addresses the needs of their students at that time.

The choice for how to use the scope and sequence is yours!

How to Read the Accelerator Scope and Sequence

Theme Title
View the overarching theme in each grade.

Anchor Standards
All of the anchor standards addressed in both the content and arts areas are listed and linked.

Connected PD
Video workshops, courses, and conference sessions in the Accelerator that support this grade level theme.

Lessons Overview
Specific lessons, standards, essential questions, lesson support sites, and assessments are listed and linked.

THEME 1: Reasoning and Using Evidence				
Connected Anchor Standards		Description		21st Century Skills
Content Anchors: Math: Measurement and Data Math: Operations and Algebraic Thinking Science: Structures and Processes Literacy: Knowledge of Language		Arts Anchors: Creating: Organize and develop artistic ideas and work. Responding: Interpret intent and meaning in artistic work. Presenting: Select, analyze and interpret artistic work for presentation.		Collaboration, Social Skills, Communication, Creative Thinking, Critical Thinking, Initiative
		Content Areas in this Theme	Arts Areas in this Theme	Key Vocabulary
		Math, Science, Writing	Visual Art, Dance	Addition, Strategies, Subtraction, Disperse, Improvise, Movement, Pistil, Pollinate, Stamen, Community, Concluding, Contribute, Introduction, Topic, Difference, Model, Place Value, Reflect, Represent, Scale, Sum
Professional Development Supports for Teachers Connected to This Theme (Workshops, Courses, and/or Conference Sessions)				
Artful Thinking Routines Workshop	Dance Tok (Conference Session)	Play to Learn, Learn to Lead (Conference Session)	Visualization for Drama (Conference Session)	
Standards Assessed	Lesson	Essential Question	Website/Slide Deck	Assessment
CCSS.MATH.CONTENT.2.OA.B.2 / VA:Cr1.2.2a	Number Games	What criteria are considered when selecting pieces for a portfolio or category?	Lesson Site	Classification Worksheet
2-LS2-2 / DA:Cr2.1.2	Pollination Dance	How do organisms live and grow? How do we read art?	Lesson Site	Self-Assessment Rubric & Resources
CCSS.ELA-LITERACY.W.2.2 / VA:Pr6.1.2a	Community Colors	What happens when we use our imaginations? How do readers use text to find story elements?	Lesson Site	Rating Rubric & Resources
CCSS.MATH.CONTENT.2.NBT.B.7 / VA:Cr3.1.2a	Circle It Up	How can the body be used as a tool for math? How do dancers get ideas?	Lesson Site	Rubric in the Lesson Plan
Anchor Resources from the Resource Library				
Arts Integration Placemat See Think Wonder Chart Artful Thinking Routines Posters Bringing Books to Life Encouraging Movement				

21st Century Skills
Listed skills addressed throughout the theme.








Theme Description
Overview of the theme and how it specifically unfolds for this grade level.

Key Vocabulary
List of all vocabulary terms taught in the theme.

Contents Addressed
A list of all content and arts areas connected in this theme.

Support Resources
Specific resources from our Resource Library that support the lessons within this theme.

THEME 1: Reasoning and Using Evidence

Connected Anchor Standards		Description	21st Century Skills
Content Anchors:  Math: Operations and Algebraic Thinking  Science: Ecosystems: Interactions, Energy, and Dynamics  Writing: Text Types and Purposes  Math: Numbers and Operations in Base Ten	Arts Anchors:  Creating: Generate and conceptualize artistic ideas and work Organize and develop artistic ideas and work.  Presenting: Convey meaning through the presentation of artistic work  Creating: Refine and complete artistic work	<p>This theme focuses on helping students explore questions and problems by identifying a claim, using evidence to support the claim, and providing a reason to describe why the evidence supports the claim. In Second Grade, this is explored through designing a math game, moving to mimic pollination, using community artwork to write informational text, and creating models to solve place value problems.</p>	Creative Thinking, Critical Thinking, Collaboration, Communication, Informational Literacy, Initiative, Productivity
	Content Areas in this Theme	Arts Areas in this Theme	Key Vocabulary
	Math, Science, Writing	Visual Art, Dance	Addition, Strategies, Subtraction, Disperse, Improvise, Movement, Pistil, Pollinate, Stamen, Community, Concluding, Contribute, Introduction, Topic, Difference, Model, Place Value, Reflect, Represent, Scale, Sum

Professional Development Supports for Teachers Connected to This Theme (Workshops, Courses, and/or Conference Sessions)

Artful Thinking Routines (Workshop)	Elements of Art (Lesson from Strategies Course)	Elements of Dance (Lesson from Strategies Course)	Using Literacy with Visual Arts (Conference Session)
---	---	---	--

Standards Assessed	Lesson	Essential Question	Website/Slide Deck	Assessment
CCSS.MATH.CONTENT.2.O.A.B.2/ VA:Cr1.2.2a	Number Games	How can creative thinking help you learn math?	Lesson Site	Design Sheet & Rubric
2-LS2-2 / DA:Cr2.1.2	Pollination Games	How can we model pollination?	Lesson Site	Planning Sheet & Rubric
CCSS.ELA-LITERACY.W.2.2 / VA:Pr6.1.2a	Community Colors	How does art influence communities and create a shared experience?	Lesson Site	Writing Prompt & Rubric
CCSS.MATH.CONTENT.2.N.BT.B.7 / VA:Cr3.1.2a	Circle It Up	How can we demonstrate place value through art?	Lesson Site	Worksheet & Rubric

Anchor Resources from the Resource Library

Artful Thinking Routines Posters	Elements of Arts Posters	3 STEAM Challenges	Encouraging Movement
--	--	------------------------------------	--------------------------------------

THEME 2: Perseverance and Grit

2nd Grade
THEME

2

Connected Anchor Standards		Description	21st Century Skills	
Content Anchors: Literacy: Craft and Structure Science: Matter and Its Interactions Math: Operations and Algebraic Thinking Science: Matter and Its Interactions	Arts Anchors: Performing: Select, analyze and interpret artistic work for presentation. Creating: Generate and conceptualize artistic ideas and work. Performing: Develop and refine artistic techniques and work for presentation. Creating: Organize and develop artistic ideas and work.	This theme focuses on helping students stay with a task, even if it's difficult. In Second Grade , this is explored through using expressive music to learn word meaning, exploring multiple approaches to solve a problem, using arrays to solve a lighting math problem in a theatre, and repurposing objects for a new creation.	Critical Thinking, Communication, Creative Thinking, Social Skills, Initiative	
		Content Areas in this Theme Literacy, Science, Math	Arts Areas in this Theme Music, Visual Art, Theatre	Key Vocabulary Determine, Dynamics, Lyrics, Tempo, Unknown, Analyze, Brainstorm, Collaborate, Data, Properties, Substitute, Arrays, Equation, Instrument, Light Plot, Plot, Technical, Construct, Deconstruct, Disassemble, Repurpose

Professional Development Supports for Teachers Connected to This Theme (Workshops, Courses, and/or Conference Sessions)

Elements of Music (Lesson from Strategies Course)	Exploring the Scientific Method through Art (Conference Session)	Creating with Paper and Cardboard (Workshop)	Power of Words (Workshop)
---	--	--	---

Standards Assessed	Lesson	Essential Question	Website/Slide Deck	Assessment
CCSS.ELA-LITERACY.RL.2.4 / MU:Pr4.3.2a	What Did You Sing?	How can expression and elements of music help us understand words and phrases?	Lesson Site	Feedback Form
2-PS1-2 / VA:Cr1.1.2a	Making Paint	How does testing and collaboration help the creative process?	Lesson Site	Paint Recipe & Rubric
CCSS.MATH.CONTENT.2.OA.C.4 / TH:Pr5.1.2b	Light Plot	How can we use arrays to create stage lighting?	Lesson Site	Array Sheet & Rubric
2-PS1-3 / VA:Cr2.3.2a	Build to Rebuild	How can we repurpose objects & materials to create something new?	Lesson Site	Building Plan & Rubric

Anchor Resources from the Resource Library

Illustrating Words	Mixed Media Anchor Chart	Artist Tools	Paper Sculpture Supplies
------------------------------------	--	------------------------------	--

THEME 3: Characters and Communities

Connected Anchor Standards		Description	21st Century Skills	
Content Anchors: Literacy: <u>Craft and Structure</u> Science: <u>Biological Evolution: Unity and Diversity</u> Writing: <u>Text Types and Purposes</u> Literacy: <u>Craft and Structure</u>	Arts Anchors: Connecting: <u>Relate artistic ideas and works with societal, cultural and historical context to deepen understanding.</u> Responding: <u>Perceive and analyze artistic work.</u> Creating: <u>Organize and develop artistic ideas and work.</u> Performing: <u>Select, analyze and interpret artistic work for presentation.</u>	This theme focuses on what makes a community and the people who are a part of it. In Second Grade , this is explored through creating a scene to identify text features, describing characteristics in art that show diversity in habitats, writing narratives as song, understanding point of view through altering voice and body in theatre.	Social Skills, Communication, Creative Thinking, Critical Thinking	
		Content Areas in this Theme Literacy, Science, Writing	Arts Areas in this Theme Theatre, Visual Art, Music	Key Vocabulary Locate, Non-Fiction, Scene, Text Features, Aesthetic, Characteristic, Constructed, Diversity, Habitat, Observation, Express, Narrative, Pattern, Personal, Recount, Tone Color, Alter Dialogue, Nuance, Point of View, Voice

Professional Development Supports for Teachers Connected to This Theme (Workshops, Courses, and/or Conference Sessions)

Elements of Theatre (Lesson in Strategies Course)	Songwriting Process (Conference Session)	Using Improv for any Content (Conference Session)	Using "Build a Character" (Conference Session)
--	---	--	---

Standards Assessed	Lesson	Essential Question	Website/Slide Deck	Assessment
CCSS.ELA-LITERACY.RI.2.5 / TH:Cn11.2.2b	<u>Feature Scene</u>	How can theatre help us understand text features?	<u>Lesson Site</u>	<u>Scene Planner & Rubric</u>
2-LS4-1 / VA:Re.7.1.2a	<u>Aesthetics of Diversity</u>	How do observations impact how we perceive the world?	<u>Lesson Site</u>	<u>Habitat Rubric</u>
CCSS.ELA-LITERACY.W.2.3 / MU:Cr2.1.2	<u>Song of My Name</u>	How do songs share stories?	<u>Lesson Site</u>	<u>Song Planner & Rubric</u>
CCSS.ELA-LITERACY.RL.2.6 / TH:Pr4.1.2.b	<u>Finding the Voice</u>	How can strong choices in performance help us interpret and understand characters?	<u>Lesson Site</u>	<u>Feedback Form</u>

Anchor Resources from the Resource Library

<u>Music of Words</u>	<u>Rhythm of Words</u>	<u>Storyboards</u>	<u>Structure your Story</u>	<u>Getting into Character</u>
-----------------------	------------------------	--------------------	-----------------------------	-------------------------------

2nd Grade
THEME

3

THEME 4: Cultural Identity

Connected Anchor Standards		Description	21st Century Skills
Content Anchors: Writing: Text Types and Purposes Literacy: Literature: Key Ideas and Details Literacy: Integration of Knowledge and Ideas Literacy: Informational Text: Key Ideas and Details	Arts Anchors: Responding: Perceive and analyze artistic work. Interpret intent and meaning in artistic work.	<p>This theme focuses on how we construct a sense of who we are as individuals, as a society, or as a nation. In Second Grade, this is explored through selecting music connected to a purpose, interpreting illustrations through mood and subject matter, using dance as text, and categorizing images.</p>	<p>Initiative, Critical Thinking, Communication, Creative Thinking</p>
		Content Areas in this Theme	Key Vocabulary
		<p>Writing, Social Studies, Literacy</p>	<p>Music, Visual Art, Dance</p> <p>Justify, Mood, Opinion, Playlist, Preference, Purpose, Reason, Support, Culture, Identify, Interpret, Moral, Recount, Choreographer, Compare, Context Cues, Contrast, Locomotor, Non-Locomotor, Adjective, Connection, Expressive, Image</p>

Professional Development Supports for Teachers Connected to This Theme (Workshops, Courses, and/or Conference Sessions)

Dance with Literacy (Workshop)	Human Centered Creativity (Conference Session)	What is Cultural Responsiveness (Lesson from Cultural Course)	Looking at History through an Artist's Lens (Conference Session)
--	--	---	--

Standards Assessed	Lesson	Essential Question	Website/Slide Deck	Assessment
CCSS.ELA-LITERACY.W.2.1 / MU:Re7.1.3a	Finding Happy	How can we express opinions?	Lesson Site	Written Response & Rubric
CCSS.ELA-LITERACY.RL.2.2 / VA:Re8.1.2a	Interpreting Culture	What are some ways we can retell a story?	Lesson Site	Feedback Form
CCSS.ELA-LITERACY.RL.2.9 / DA:Re8.1.2	Clue Cracker	How is story interpreted through dance?	Lesson Site	Feedback Form
CCSS.ELA-LITERACY.RI.2.3 / VA:Re.7.2.2a	One Big Word	How can the events and themes of a person's life be connected and expressed through images?	Lesson Site	Project & Rubric

Anchor Resources from the Resource Library

Color Theory	See Think Wonder	ELA Graphic Organizer	Culturally Responsive Book List
------------------------------	----------------------------------	---------------------------------------	---

2nd Grade
THEME

4

THEME 5: Symbols and Traditions

Connected Anchor Standards		Description	21st Century Skills
Content Anchors: Math: Geometry Science: Earth's Place in the Universe Math: Measurement and Data	Arts Anchors: Producing: Develop and refine artistic techniques and work for presentation. Creating: Organize and develop artistic ideas and work..	This theme focuses on learning representations of concepts, as well as customs and beliefs that have been held for a long time. In Second Grade , this is explored through photography that shows shapes with specific attributes, using movement to show that Earth's events can be quick or slow, creating a picture graph through a media plan, and creating dance sequences for estimating and measuring length.	Critical Thinking, Media Literacy, Productivity, Initiative, Communication, Creative Thinking, Tech Literacy,
		Content Areas in this Theme	Key Vocabulary
		Math, Science	Angle, Composition, Explore, Focus, Frame, Media Art, Recognize, Event, Evidence, Influence, Axis, Categories, Labels, Media Work, Plan, Choreograph, Demonstrate, Estimate, Sequence

Professional Development Supports for Teachers Connected to This Theme (Workshops, Courses, and/or Conference Sessions)

 Stop Motion Animation (Conference Session)	 Science through Movement (Conference Session)	 Dance Strategies (Lesson from Strategies Course)	 iPad Photography (Conference Session)
---	--	---	--

Standards Assessed	Lesson	Essential Question	Website/Slide Deck	Assessment
CCSS.MATH.CONTENT.2.G.A.1 / MA:Pr5.1.2c	 Photo Spy	How can we use angles to create a better photograph?	 Lesson Site	 Prompt & Rubric
2-ESS1-1 / DA:Cr2.1.1b	 Earth Moves	How can we show Earth's events?	 Lesson Site	 Feedback Form
CCSS.MATH.CONTENT.2.M.D.D.10 / MA:Cr2.1.2	 Data Alive	How can we use a graph to show information?	 Lesson Site	 Project & Rubric
CCSS.MATH.CONTENT.2.M.D.A.3 / DA:Pr5.1.2	 Dance the Distance	How does a dancer use math to choreograph their movements?	 Lesson Site	 Prompt & Rubric

Anchor Resources from the Resource Library

 Student Led Learning Resources	 See Think Wonder Chart	 Supportive Class Community	 Elements of Design
---	---	---	-------------------------------------

2nd Grade
THEME

5

